

SWM 2026: New Waste Segregation Rules for BWGs

Preparing for the Solid Waste Management Rules 2026

Effective April 1, 2026

Compliance

Sustainability

RWA Awareness

Bengaluru is upgrading from **SWM 2016** to **SWM 2026**. This represents a major regulatory policy upgrade aimed at achieving 100% scientific waste compliance.

- ✓ **Strict Compliance for BWGs**
Mandated strictly for all Bulk Waste Generators across Greater Bengaluru.
- ✓ **National Environmental Framework**
Authorized under the Environment Protection Act 1986, mandated by MoEFCC & BSWML.

100%
Mandatory Compliance
Zero tolerance for non-compliance starting April 2026

💡 **Note:** Bulk Waste Generators must adopt these updated guidelines before April 1, 2026.

What's Changing in SWM 2026

4-Stream Segregation

Mandated source-level waste separation at every household.

Digital Tracking

Full traceability from collection vehicle to processing facility.

BWG Criteria


Applied to entities generating ≥ 100 kg/day or properties $\geq 20,000$ sq m.

4

Distinct Waste Streams

≥ 100 kg


BWG Daily Limit

 **Digitally tracked collection ensures absolute accountability.**


Resident Responsibilities

Compliance starts at home. Residents of RWAs & BWGs play the most critical role in the segregation framework:

 Segregate 100% of household waste at source.

 Wrap sanitary waste securely before disposal.

 Keep hazardous items (paint, bulbs, medicines) separate.

 **Mixing Waste is a Violation:** Subject to on-the-spot fines and immediate service refusal by collectors.

100%

Household Segregation Required

Authorized Vendor & MoA



Ecosphere Waste Solutions

Empaneled & authorized by BSWML and Greater Bengaluru Authority.

Collection Schedule

Daily Wet Waste collection.
Dry Waste collected twice weekly.

MOA Terms

15-day invoice payment cycle.
90-day termination notice.


Authorized Collection

Scientific collection & processing



 **Cost adjustments are applicable due to mandatory digital tracking & state compliances.**

Failure to adhere to SWM 2026 regulations will attract strict legal and service-level consequences:

 **Individual & RWA Spot Fines**
₹ 500 to ₹ 1,000 spot fines for first-time non-segregation violations.

 **Service Suspension**
Complete suspension of waste collection services for repeat offenses.

 **Vendor Rectification SLA**
Vendor must resolve service gaps within 6–24 hours, or invoice deduction applies.

Spot Fine Bracket
₹500 – ₹1,000

 **Chronic violations constitute a material breach of MoA clauses.**

How to Segregate Waste at Home



Wet Waste

Biodegradable kitchen waste, food leftovers, fruit & veg peels.

Daily Collection



Dry Waste

Paper, clean plastics, cardboard, metals, glass, dry packaging.

Twice Weekly Collection



Sanitary Waste

Diapers, hygiene products, bandages. Must wrap securely in newspaper.

Secure Wrapping Req.



Hazardous Waste

Bulbs, batteries, chemicals, medicine strips, aerosol cans.

Separate Disposal


FAQs: Understanding Wet Waste

Q1: What exactly qualifies as Wet Waste?

Wet waste consists of all organic, biodegradable kitchen waste including: veg & fruit peels, eggshells, cooked food leftovers (veg & non-veg), meat scraps, bones, tea leaves, and floral waste.

Q2: Can I compost at home?

Absolutely. Residents are highly encouraged to compost at home using aerated bins, composting pots (e.g., Daily Dump), or basic balcony composting systems.

 Home composting reduces your community's overall waste footprint and is highly sustainable.



Keep it Organic & Wet

Always drain excessive liquid from your wet waste before discarding to prevent leakage and odors.


FAQs: Alternate Composting & Disposal

Q3: What if I cannot compost at home?

If home composting isn't viable, you can use your apartment's centralized Organic Waste Converter (OWC) or community composting tank. Alternatively, hand it over daily to the authorized collection vendor.

Q4: How do I dispose wet waste without plastic bags?

Best practices include placing waste directly in a dedicated bin lined with clean newspaper. You can also add dry leaves or sawdust to neutralize moisture, washing the bin regularly.

 Do not use plastic trash bags for wet waste disposal.



The Newspaper Method

Line the bottom of your waste bins with old newspaper to absorb liquids effectively without using single-use plastics.

Q5: How should pet waste be disposed?

Wrap pet waste securely in newspaper, mark it clearly with a **red cross**, and hand it over along with your daily wet waste collection. For loose stools, wrap the cleaning materials similarly.

Q6: What about garden waste?

Garden waste will be collected only on designated days or routed to the centralized community compost zone. Small leaves and grass clippings should be composted in-house.

✘ Never mix garden or pet waste with dry recyclables.



Mark Pet Waste with a Red Cross

This signals safety hazards to manual collectors, protecting sanitary workers and optimizing processing.

Essential Compliance Steps

Follow segregation rules to avoid penal actions.

Centralized community processing highly recommended.

SWM Cess waivers available for authorized vendor engagement.

Refer to GBA / BBMP guidelines for general SWM procedures.

 **Let's build a cleaner, greener community together!**

Contact Agarwal Estates

Reach out to our team:

 **+91 70900 11220**

 **sales@agarwalestates.com**



Official SWM Guidelines

Visit the KSPCB portal or local municipal directories for detailed SWM 2026 notifications.